

Toronto 2015

Budget and Financial Performance - Q3 FY2015

Building Blocks

Capital (\$M)

New builds	\$ 500
Renovations	\$ 80
Other projects	\$ 38
Total Capital Expenditures	\$ 618

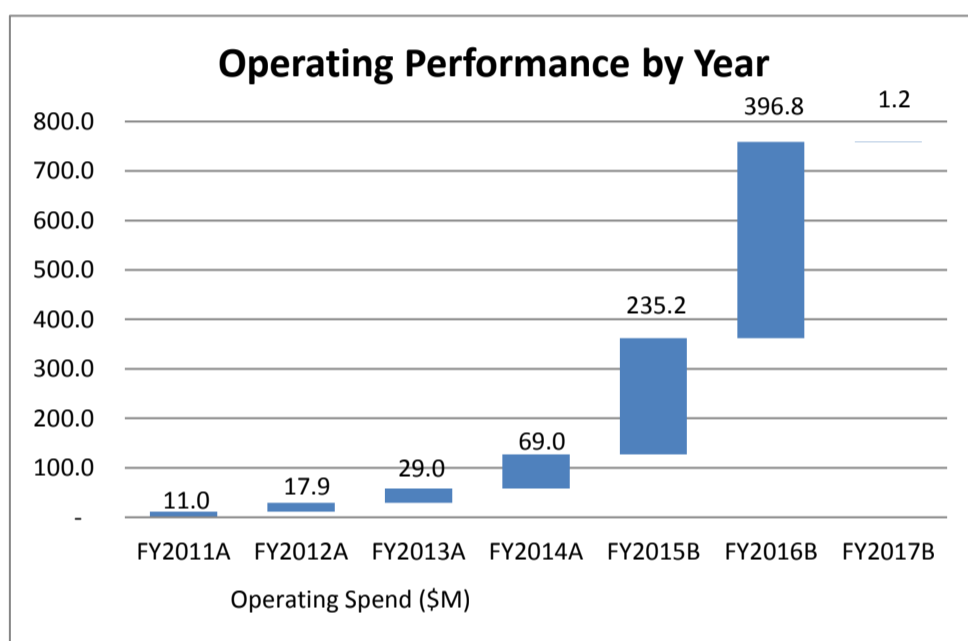
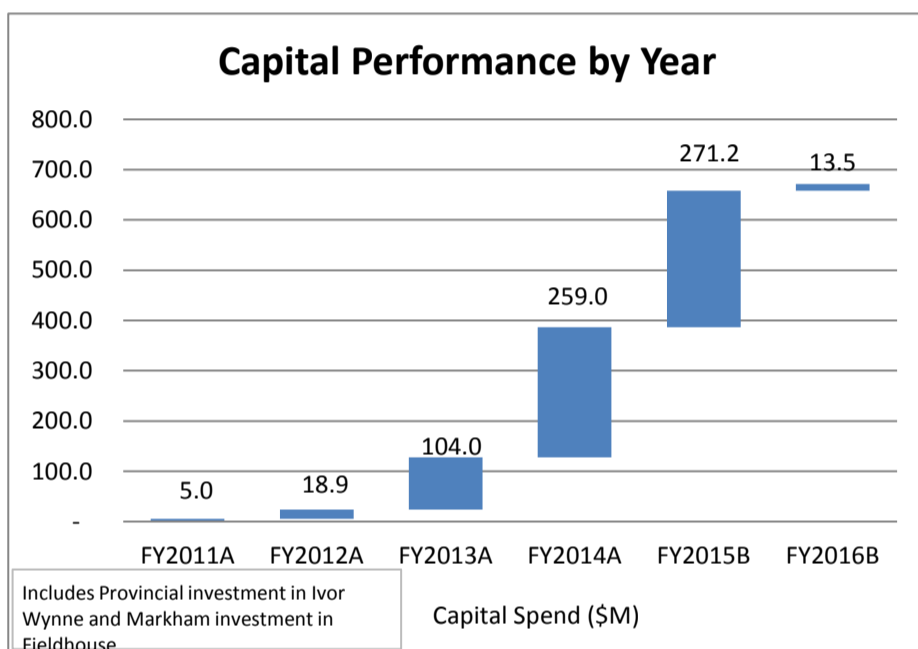
Other Investments (\$M)

Provincial investment in Hamilton Soccer Stadium	\$ 22
Markham investment in Fieldhouse ¹	\$ 31
Total Capital Expenditures	\$ 672

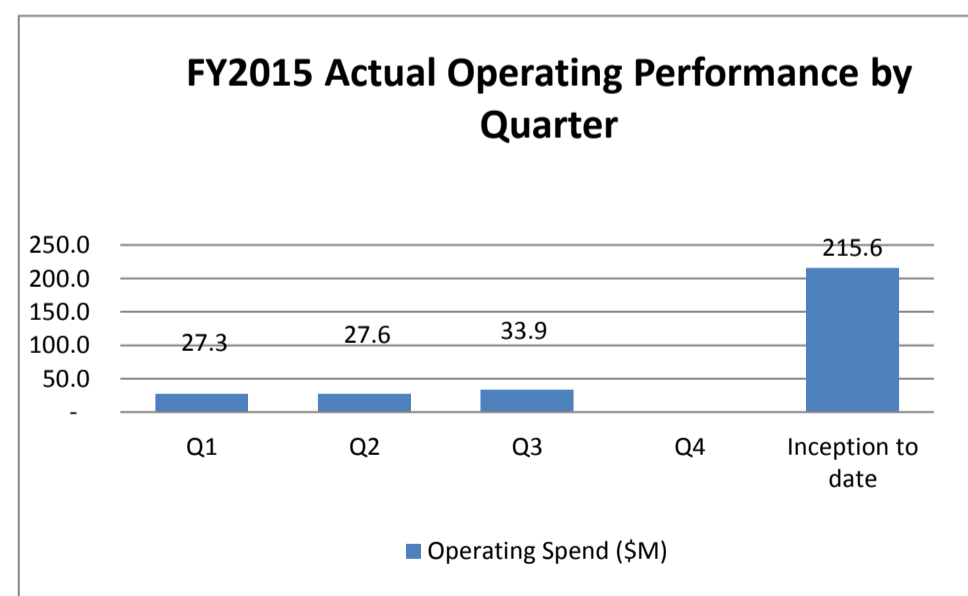
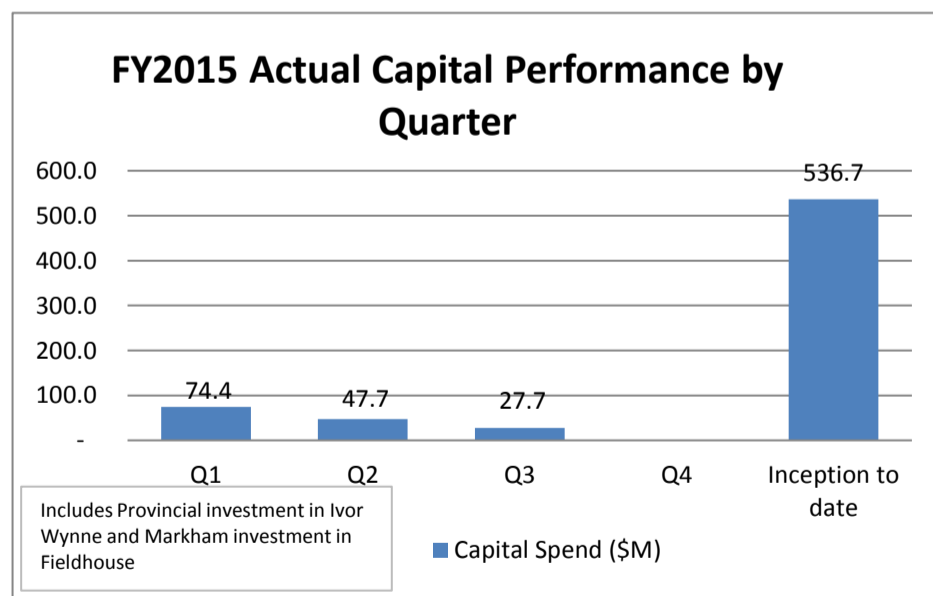
Operating (\$M)

Sport and Venue Management and Overlay	\$ 155
Revenue, Marketing and Ceremonies	\$ 152
Games Services	\$ 122
Corporate	\$ 71
Technology	\$ 75
Admin Services	\$ 43
Contingency	\$ 10
Essential Services (Security, Legacy, etc.)	\$ 131
Total Operating Expenditures²	\$ 760

Spend by Year, as per Fiscal Year (FY) ending March 31 (Actual for FY11, FY12, FY13 and FY14; Forecast for FY15 to FY16)



Fiscal Year to Date



¹ Updated for latest estimate

² Operating expenditures include an additional \$3M of incremental VIK, offset by \$3M of incremental sponsorship revenue.