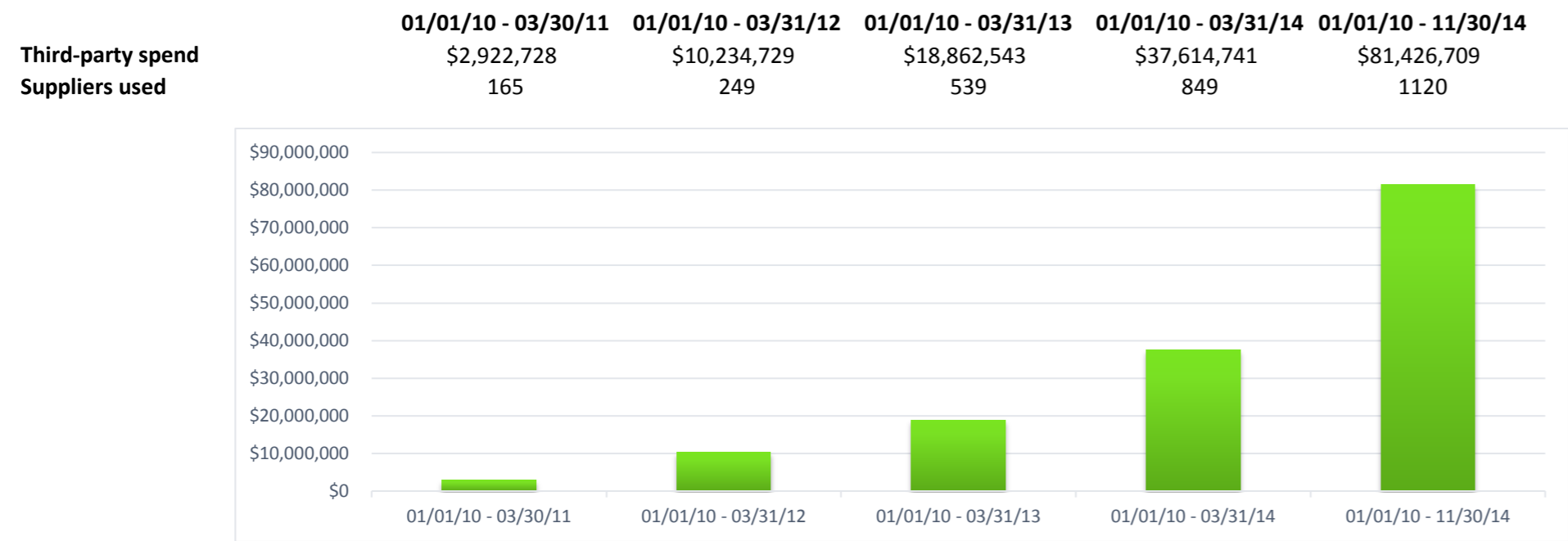


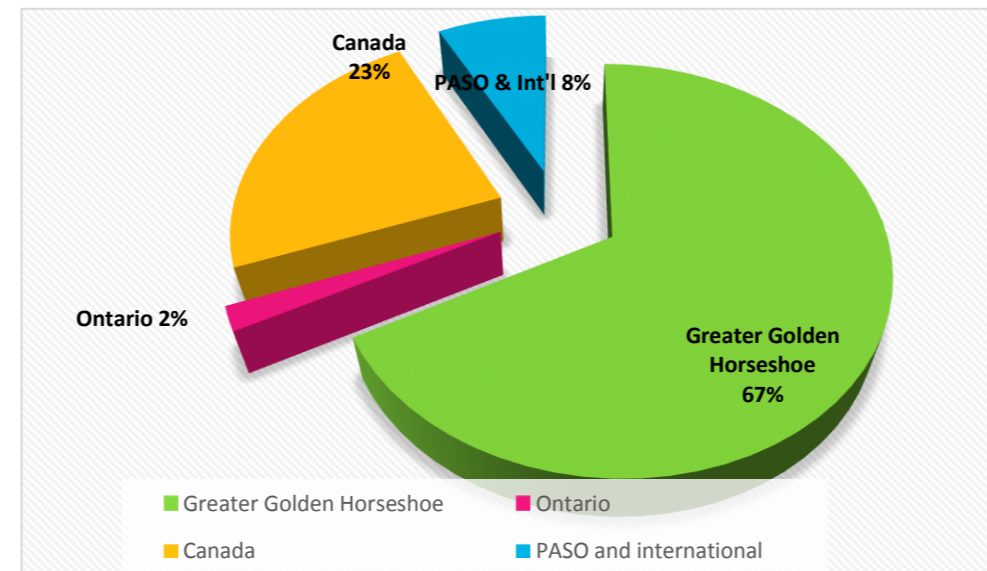
TO2015: Spend Data Since Inception in January 01, 2010



- The green bar graph illustrates the TOTAL cost of third party suppliers used by TO2015 to-date, since inception on January 1, 2010.
- The spend data is cumulative, illustrating the growing number of suppliers of the Toronto 2015 Games. The total amount of money spent to-date on third party suppliers **\$81,426,709 CAD**.
- TO2015 is committed to an open, fair and transparent procurement process.

TO2015: Spend Data by Geography

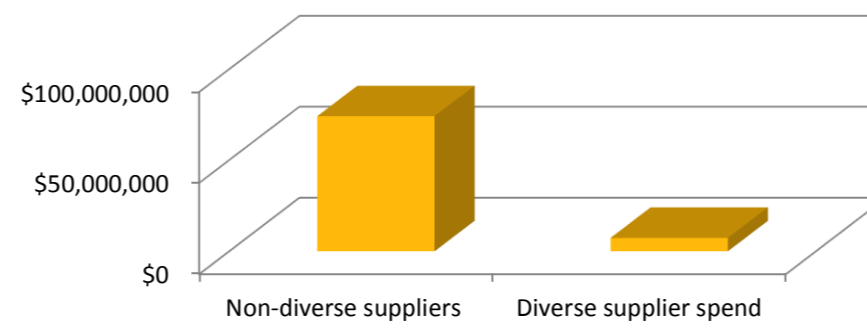
Region	Money Spent	Percentage of Total TO2015 Spend
Greater Golden Horseshoe	\$54,849,386	67%
Ontario	\$1,579,033	2%
Canada	\$18,692,735	23%
PASO and international	\$6,305,555	8%
Total	\$81,426,709	100%



- TO2015 is working to bring the community to the Toronto 2015 Games and the TO2015 Games to the community.
- As the pie graph illustrates, **67%** of the total TO2015 spend to-date is with businesses operating in the Greater Golden Horseshoe.
- A combined **92%** of suppliers is either based within the Greater Golden Horseshoe region, Ontario or are Canadian owned and operated.

TO2015: Supplier Diversity

	Number of Diverse Suppliers	Percentage of Supplier Base
Diverse suppliers used	226	20%
Non-diverse suppliers spend		
	\$74,100,374	
Diverse supplier spend		9%
	\$7,326,335	
Total Spend	\$81,426,710	

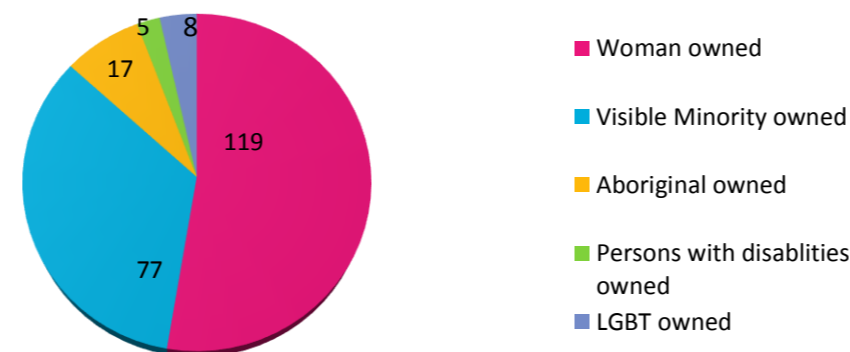


- TO2015 is committed to diversity and inclusivity, and in its procurement efforts incorporates supplier representation from these various ownership sectors: Aboriginal people, people with disabilities, members of visible minority groups, women and LGBT persons.

226 suppliers, or, **20%** of the total **1120** suppliers to TO2015 identify as being owned by one of the diverse classifications.

The pie chart illustrates the current total number of diverse suppliers and their classification, as well as the total spend with each of them to-date.

Diversity Classification	Number of Suppliers	Spend
Woman owned	119	\$5,492,009
Visible Minority owned	77	\$1,576,253
Aboriginal owned	17	\$140,819
Persons with disabilities owned	5	\$5,218
LGBT owned	8	\$112,036
Total	226	\$7,326,335



*TO2015 refers to the TORONTO 2015 Pan American/Parapan American Games Organizing Committee.